

**Dimax Int. GmbH (Germany) presents
a self-propelled multifunction machine
with active attachments
from TM "Könner & Söhnen"**



NEW!

This high-performance machine combines multiple functions for agricultural work throughout the year. The outstanding feature of this machine is self-propelled capacity and active attachments, which eliminate the need for extra user effort and allow the machine to cope with a wide range of tasks. A variety of attachments mounted on the motor block of the multifunction machine can be used for such works as cleaning snow, dust, dirt, fallen leaves or other debris, cultivating land, cutting grass, making hay, mowing crops or wild plants, shaping ground and much more. A machine with such features will be useful not only in a private house with a backyard, a country house, but also for hotel facilities, suburban guest houses, garden societies, etc.


THE MULTIFUNCTION MACHINE FROM KÖNNER & SÖHNEN IS:

- ✔ **IRREPLACEABLE ASSISTANT AT ANY TIME OF THE YEAR**
- ✔ **STORAGE SPACE SAVER**
- ✔ **TIME SAVER - THERE IS NO NEED TO ASSEMBLE AND DISASSEMBLE VARIOUS UNITS, JUST REPLACE THE ATTACHMENT**
- ✔ **ECONOMICAL OPERATION AND MAINTENANCE**

Model

KS 7HP-MFM

- Direct drive
- Engine model - KS 220
- Engine type - gasoline
- Engine power - 6.5 HP
- Gearbox +2 +1 0 -1 -2
- Weight - 57 kg



GRASS CUTTER



SWEAPER WITH DUST BOX



SWEAPER



SNOW BLOWER



SNOW PUSHER



CULTIVATOR

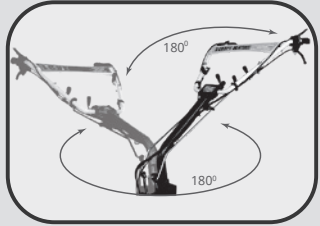


PLOW AND METAL WHEELS

TRADITIONAL GERMAN QUALITY IS AFFORDABLE FOR EVERYBODY!



This high-performance multifunction machine from Könnner & Söhnen is equipped with a robust 6.5 HP K&S gasoline engine that meets the latest EURO 5 emission standards. The machine has an increased number of gears and power take-off, which allows you to choose the desired speed, angle of steering and tilt for each specific attachment, thus significantly improving the efficiency of the work.



MANEUVERABILITY AND VERSATILITY

Compact size and small angle of turn provide versatility and increased maneuverability of this model with the entire range of attachments even in confined spaces

NUMBER OF GEARS
+2 forward
-2 reverse
Enables to choose the optimal speed for each operation

ERGONOMIC CONTROL PANEL

180 degrees vertically and horizontally adjustable handles allow configuring the machine for any user as well as save storage space

ANTICORROSION COATING

Special electrostatic painting protects your machine from corrosion and ensures its long-term use at any time of the year

ALL-SEASON HIGH-TREAD TIRES

High-quality pneumatic wheels with all-season high-tread tires provide excellent ground and snow passability

HIGH-QUALITY CONNECTIONS

All connections and fasteners are perfectly thought out, designed with a margin of safety and can withstand heavy loads

HIGH PERFORMANCE

Conventional transmission with power take-off provides high performance of this model and the best performance when using the machine with a wide range of attachments, as well as a soft and smooth start-up of the machine

HIGH-PERFORMANCE K&S ENGINE

Reliable proprietary 6.5 HP K&S engine is specially designed for all-weather use and meets the latest EURO 5 emission standards

DIRECT DRIVE TRANSMISSION

A direct drive transmission has greater power and performance than a belt drive transmission. The number of gears enables to choose the optimal speed for each operation. The worm gear drive produces less vibration and noise during operation of the machine

EASY MANUAL START

Simple and convenient way to start a multifunction machine

REDUCED FUEL CONSUMPTION

Reduced fuel consumption and a capacious fuel tank make it possible to cover a large area without interruptions for refueling

QUICK CHANGE OF ATTACHMENTS

Replacement of attachments requires no special skills and sophisticated tools



100%
QUALITY CONTROL

1099.99 €*

TRADITIONAL GERMAN QUALITY IS AFFORDABLE FOR EVERYBODY!

*The price doesn't include optional accessories



| www.ks-power.de/en



ATTACHMENTS

SWEAPER WITH DUST BOX KS 7HP-MFM-SW KS 7HP-MFM-SW-DB



BRUSH DIAMETER	320 mm
PROCESSING WIDTH	900 mm
ADJUSTABLE ANGLE OF TURNING	± 25°
BRUSH HEIGHT ADJUSTMENT	0-50 mm
WEIGHT	38/51 kg

The sweeper attachment for the Könner & Söhnen multifunction machine is a universal active attachment with a rotational speed of 400 rpm and special bristles for use at any time of the year. The sweeper is equipped with a container for collecting garbage and dust. It will quickly and effectively cope with dust, dirt, fallen leaves, snow drifts. It is an indispensable helper for maintaining perfect cleanliness in the yard, household plots, other surrounding areas.

KS 7HP-MFM-SW

559 €

KS 7HP-MFM-SW-DB

658 €

- ✓ top-notch hard bristles
- ✓ extra row of bristles for double dust protection
- ✓ high maneuverability thanks to 360-degree wheels
- ✓ capacious trash container for dust and debris



SNOW BLOWER KS 7HP-MFM-SB




CHUTE ROTATION	270°
SNOW THROWING RANGE	6 m
MAXIMUM PROCESSING WIDTH	560 mm
MAXIMUM THICKNESS OF PROCESSING LAYER	510 mm
WEIGHT	35,2 kg

The active snow blower attachment with a powerful gear auger will quickly cope with large snow drifts and blockages, with any type of snow.

The high-strength metal case of snow blower houses a rotatable screw shaft. The device performs its function due to the rotation of the shaft during operation of the device. Snow is thrown off up to 6 meters due to powerful shocks. The direction of throwing is 270 degrees adjustable thanks to a rotatable metal chute (tube).

449 €

- ✓ sharp serrated edges can even cope with stale snow
- ✓ reinforced bucket with stiffeners
- ✓ robust gearbox with gear transmission
- ✓ spade for cleaning a chute and screw from snow as a set
- ✓ adjustable pads allow snow removal even on rubble or gravel paths without grabbing stones into the bucket



CULTIVATOR KS 7HP-MFM-TI



CUTTER DIAMETER	310 mm
PLOWING DEPTH	200 mm
PLOWING WIDTH	420-560 mm
NUMBER OF CUTTERS	6*4 cutters
ROTATIONAL SPEED	320 rpm
WEIGHT	28,1 kg

The cultivator attachment for the Könner & Söhnen multifunction machine enables to quickly and easily loosen the soil, process the virgin soil, as well as eliminate weeds and ensure moisture conservation. Forged saber-shaped cutters and adjustable tilling depth allow processing any type of soil, both virgin and well-managed soil, to the desired depth. Adjustable processing width makes this attachment versatile.

449 €

- ✓ forged saber-shaped hardened steel cutters for the hardest soil
- ✓ robust protective housing and adjustable side panels hold the soil, ejected in the processing area
- ✓ steel serrated back plate levels out the processed soil
- ✓ high rotational speed of cutters up to 320 rpm



TRADITIONAL GERMAN QUALITY IS AFFORDABLE FOR EVERYBODY!




| www.ks-power.de/en

DIMAX
GROUP

ATTACHMENTS

SNOW PUSHER KS 7HP-MFM-SP




PROCESSING WIDTH	≤ 850 mm
HEIGHT ADJUSTMENT	0-50 mm
ADJUSTABLE ANGLE OF TURNING	± 25°
MINIMUM OPERATING SPEED	1,5 km/h
MAXIMUM OPERATING SPEED	3,7 km/h
WEIGHT	22,5 kg

The snow pusher attachment for the Könnner & Söhnen multifunction machine is designed not only for removal of snow, sand and other bulk materials, but also for cutting and leveling the soil. This small bulldozer like attachment will easily and quickly cope with cleaning in the yard, in the parking lot and in other areas with hard surface. The edge of the iron auger with a special protective pad serves to capture the snow mass and remove it from the track without damaging the track surface.

249 €

GRASS CUTTER KS 7HP-MFM-GC



PROCESSING WIDTH	≤ 970 mm
ADJUSTABLE PROCESSING HEIGHT	20-60 mm
RECIPROCAL SPEED	920 cm/min
WEIGHT	30 kg

The grass cutter attachment for the Könnner & Söhnen multifunction machine is the best assistant in processing overgrown areas, cutting grass, making hay for livestock feed, mowing crops. This grass cutter even copes with cutting young trees with a trunk thickness of up to 2.5 m. It can be used in areas with the most challenging and rugged terrain. Cutting elements evenly cut grass even in the densest, most overgrown and hard-to-reach places. Grass cutter knives are made of wear-resistant steel, the blades have sharp teeth to avoid sliding along grass stalks, allowing to cut grass almost at the root.

499 €

PLOW AND METAL WHEELS KS 7HP-MFM-PMW

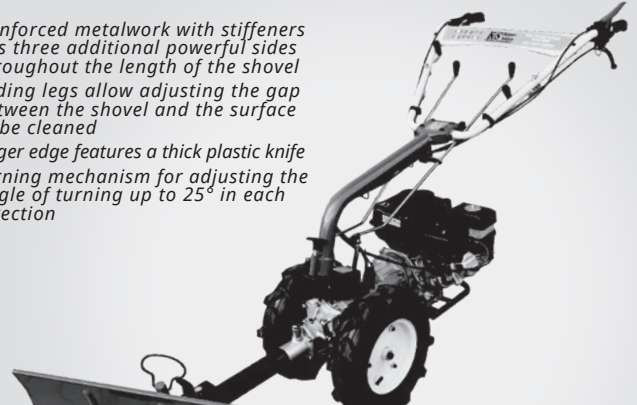


PLOWING DEPTH	300 mm
DIAMETER OF METAL WHEELS	420 mm
MAXIMUM DISTANCE BETWEEN WHEELS	700 mm
MINIMUM DISTANCE BETWEEN WHEELS	370 mm
WEIGHT	22,5 kg

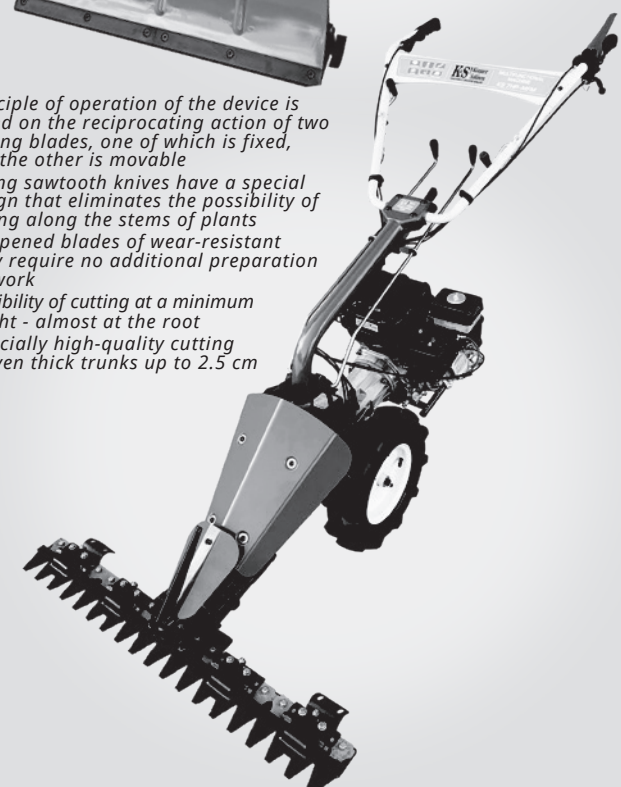
Attachments for the Könnner & Söhnen multifunction machine such as a plow and metal wheels greatly facilitate the processing of large areas. The plow will help to plow the land, or make furrows for further planting. Grousers provide optimal ground grip and increase traction. Land cultivation quality increases significantly, thereby increasing the productivity of the crop.

169 €

- ✓ reinforced metalwork with stiffeners has three additional powerful sides throughout the length of the shovel
- ✓ sliding legs allow adjusting the gap between the shovel and the surface to be cleaned
- ✓ auger edge features a thick plastic knife
- ✓ turning mechanism for adjusting the angle of turning up to 25° in each direction



- ✓ principle of operation of the device is based on the reciprocating action of two cutting blades, one of which is fixed, and the other is movable
- ✓ strong sawtooth knives have a special design that eliminates the possibility of sliding along the stems of plants
- ✓ sharpened blades of wear-resistant alloy require no additional preparation for work
- ✓ possibility of cutting at a minimum height - almost at the root
- ✓ especially high-quality cutting of even thick trunks up to 2.5 cm



KÖNNNER & SÖHNEN MULTIFUNCTION MACHINE

- ✓ STORAGE SPACE SAVER
- ✓ ECONOMICAL OPERATION
- ✓ ECONOMICAL MAINTENANCE
- ✓ TIME SAVER



VIEW VIDEO



Video shows:

- how to start-up the machine
- how to change attachments easily
- how to adjust the turning of attachments
- how the sweeper works
- how the grass cutter works and how easily it copes with a young tree
- how the snow blower attachment works
- how to use the control panel and levers on it
- how to adjust handles 180 degrees vertically and horizontally you can evaluate the quality of connections and assembly



TRADITIONAL GERMAN QUALITY IS AFFORDABLE FOR EVERYBODY!



| www.ks-power.de/en

DIMAX
GROUP